



US00D661835S

(12) **United States Design Patent**
McDonough et al.

(10) **Patent No.:** **US D661,835 S**

(45) **Date of Patent:** **** Jun. 12, 2012**

(54) **FIRE STARTER**

(75) Inventors: **James M. McDonough**, Bradford, PA (US); **Daniel Ferrara, Jr.**, Morris, CT (US); **Brian J. Barber**, Cyclone, PA (US)

(73) Assignee: **Zippo Manufacturing Company**, Bradford, PA (US)

(**) Term: **14 Years**

(21) Appl. No.: **29/413,915**

(22) Filed: **Feb. 22, 2012**

(51) **LOC (9) Cl.** **27-05**

(52) **U.S. Cl.** **D27/141**

(58) **Field of Classification Search** D27/194, D27/184, 189, 187, 186, 185, 100, 101, 183, D27/172, 143, 163, 162, 161, 153, 144, 141, D27/156, 160, 139, 140, 154, 155, 157, 142, D27/102, 130, 158, 159, 167, 173, 176, 180, D27/181, 193; 219/220; 431/253, 344; 131/70, 131/58, 66.1, 73, 283, 47, 49, 187, 174; D9/423, D9/542, 563, 454, 504; D8/34, 33, 105, D8/30, 29.1; D7/416; 439/668; 206/236; 44/507

See application file for complete search history.

(56) **References Cited**

U.S. PATENT DOCUMENTS

D158,215 S *	4/1950	Peterson et al.	D27/160
D397,502 S *	8/1998	Segawa	D27/159
D397,825 S *	9/1998	Segawa	D27/159
D459,024 S *	6/2002	Chen	D27/157
D493,912 S *	8/2004	Wong	D27/141

D502,285 S *	2/2005	Tufts et al.	D27/141
D514,741 S *	2/2006	Cohen Harel	D27/157
D547,488 S *	7/2007	Franz	D27/141
D557,455 S *	12/2007	Chen	D27/157
D624,694 S *	9/2010	Zande	D27/141

* cited by examiner

Primary Examiner — Kevin Rudzinski

(74) *Attorney, Agent, or Firm* — Squire Sanders (US) LLP

(57) **CLAIM**

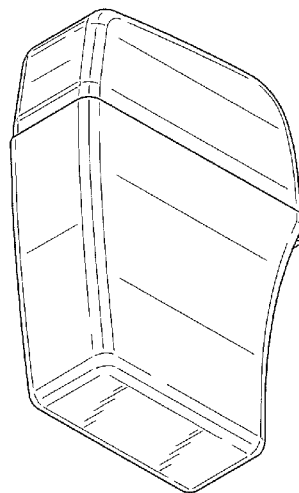
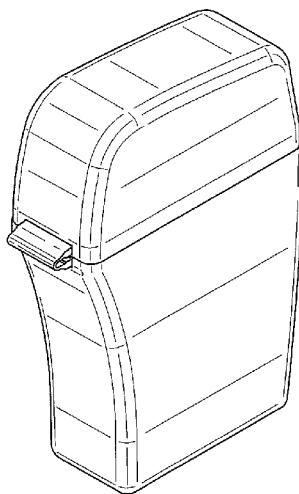
The ornamental design for a fire starter, as shown and described.

DESCRIPTION

FIG. 1 is a top perspective view of a fire starter showing a first embodiment of our new design;
 FIG. 2 is a bottom perspective view thereof;
 FIG. 3 is a front view thereof, the rear view being a mirror image of the front view;
 FIG. 4 is a left side view thereof;
 FIG. 5 is a right side view thereof;
 FIG. 6 is a top view thereof; and
 FIG. 7 is a bottom view thereof.
 FIG. 8 is a top perspective view of a fire starter showing a second embodiment of our new design;
 FIG. 9 is a bottom perspective view thereof;
 FIG. 10 is a front view thereof, the rear view being a mirror image of the front view;
 FIG. 11 is a left side view thereof;
 FIG. 12 is a right side view thereof;
 FIG. 13 is a top view thereof; and,
 FIG. 14 is a bottom view thereof.

The broken lines shown in the drawings illustrate portions of the fire starter that form no part of the claimed design.

1 Claim, 8 Drawing Sheets



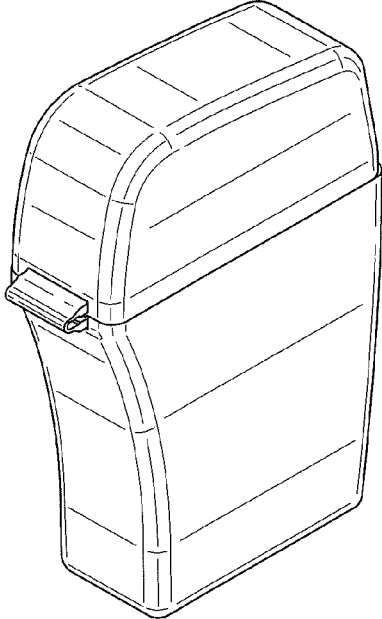


FIG. 1

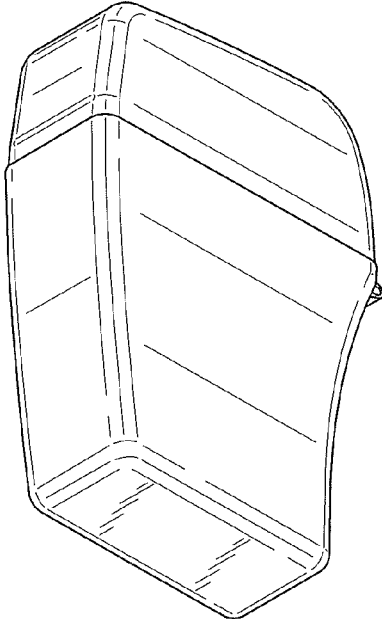


FIG. 2

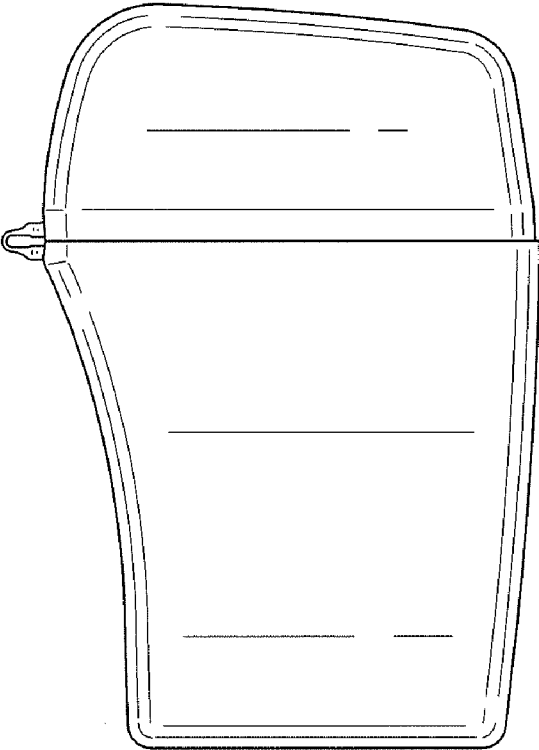


FIG.3




FIG.4

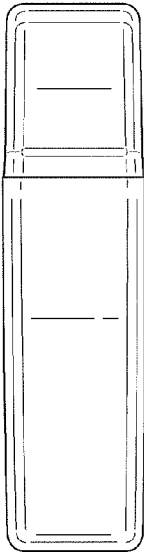


FIG.5




FIG.6

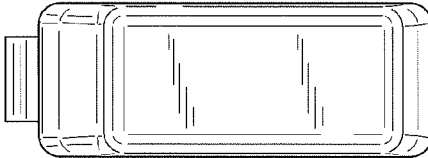


FIG.7

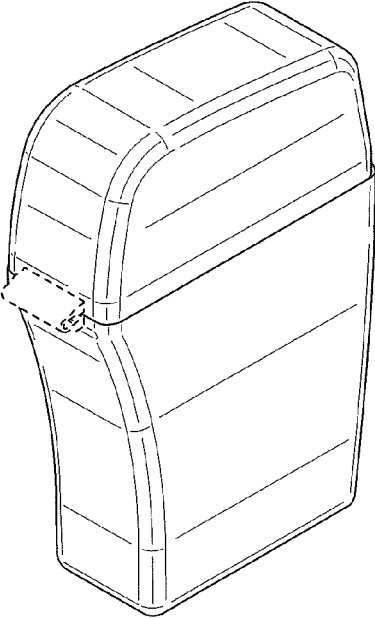


FIG. 8

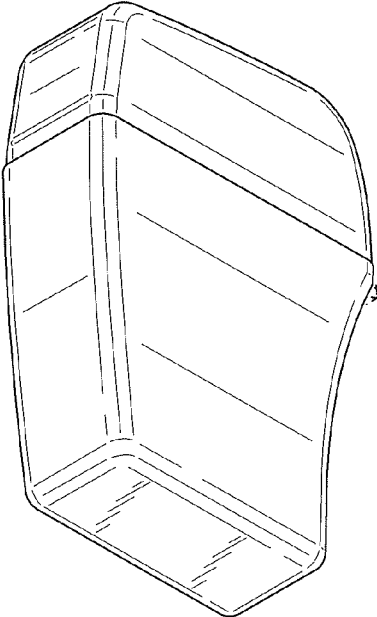


FIG. 9

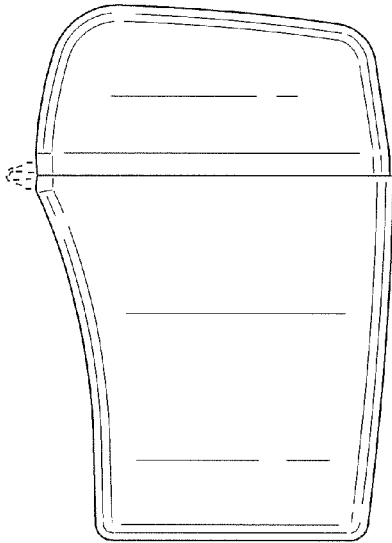


FIG. 10



FIG. 11




FIG. 12




FIG. 13




FIG. 14