



US00D624694S

(12) **United States Design Patent**
Zande

(10) **Patent No.:** **US D624,694 S**

(45) **Date of Patent:** **** *Sep. 28, 2010**

(54) **RECESSED TOP LIGHTER**

D548,396 S * 8/2007 Chen D27/157

(75) Inventor: **Lewis J. Zande**, Bradford, PA (US)

(73) Assignee: **Zippo Manufacturing Company**,
Bradford, PA (US)

(**) Term: **14 Years**

(21) Appl. No.: **29/281,825**

(22) Filed: **Jul. 3, 2007**

(51) **LOC (9) Cl.** **27-05**

(52) **U.S. Cl.** **D27/141; D27/157; D27/159**

(58) **Field of Classification Search** **D27/141-161;**
431/129, 143, 153, 253-256, 273-277

See application file for complete search history.

(56) **References Cited**

U.S. PATENT DOCUMENTS

2,032,695	A *	3/1936	Gimera et al.	431/151
2,430,323	A *	11/1947	Ayotte	431/276
2,456,694	A *	12/1948	Geiger	431/277
D158,215	S	4/1950	Peterson et al.	
2,517,191	A	8/1950	Flickinger et al.	
2,774,234	A	12/1956	Blaisdell et al.	
2,803,123	A *	8/1957	Owen	431/152
2,814,190	A *	11/1957	Bryant	431/277
3,062,029	A *	11/1962	Price	431/277
D207,179	S *	3/1967	Kanamara	D27/148
D233,944	S *	12/1974	Toiseux	D27/154
4,152,109	A *	5/1979	Schaffer	431/253
D317,365	S *	6/1991	Rousseau	D27/159
D363,808	S *	10/1995	Compte	D27/159
D397,502	S	8/1998	Segawa	
D397,825	S *	9/1998	Segawa	D27/159
6,247,920	B1	6/2001	Pfeil	
D466,644	S	12/2002	Cohen Harel	
D502,285	S *	2/2005	Tufts et al.	D27/141
6,875,011	B2 *	4/2005	Soeda	431/276
D514,741	S *	2/2006	Cohen Harel	D27/157
D547,488	S	7/2007	Franz	

OTHER PUBLICATIONS

Product images, "Tribal," Japan Smoking Goods Catalog, pp. 451-452, dated at least as early as Jul. 2, 2007.

Product images, "Arabesque," Japan Smoking Goods Catalog, p. 456, dated at least as early as Jul. 2, 2007.

(Continued)

Primary Examiner—Jennifer Rivard

(74) *Attorney, Agent, or Firm*—Bryan Cave LLP

(57) **CLAIM**

I claim the ornamental design for a recessed top lighter, as shown and described.

DESCRIPTION

FIG. 1 is a right hand side elevation view of a lighter of the present invention. The left hand side view is a mirror image of FIG. 1.

FIG. 2 is a front elevation view of the lighter of FIG. 1.

FIG. 3 is a rear elevation view of the lighter of FIG. 1.


FIG. 4 is a top plan view of the lighter of FIG. 1; and,

FIG. 5 is a top perspective view of the lighter of FIGS. 1-4.

The area within the broken line in FIGS. 4-5 is not part of the claimed design.

The characteristic feature of the design resides in the top of the lighter as indicated by the full line inside of the periphery of the lighter in FIG. 4 and in the perspective view of FIG. 5.

1 Claim, 2 Drawing Sheets



OTHER PUBLICATIONS

Product images, "Celtic Shield," Japan Smoking Goods Catalog, p. 361, dated at least as early as Jul. 2, 2007.

Product images, Kajikawa Co. Sterling Silver Collection, Japan Smoking Goods Catalog, p. 130, dated at least as early as Jul. 2, 2007.

Product images, "Surf Style" and "All Etch," Japan Smoking Goods Catalog, p. 465, dated at least as early as Jul. 2, 2007.

Product image, "Eagle Iron Cross," ITC Exclusion Order and Zreative, dated at least as early as Jul. 2, 2007.

* cited by examiner

FIG. 4

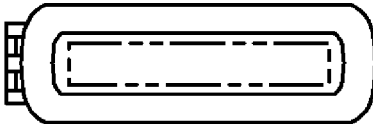


FIG. 3

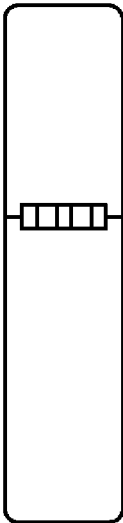


FIG. 1

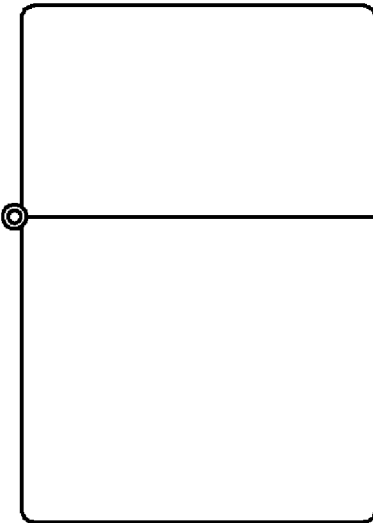


FIG. 2




FIG. 5

