



US00D458512S

(12) **United States Design Patent**
Dijkstra

(10) **Patent No.:** **US D458,512 S**
(45) **Date of Patent:** **** Jun. 11, 2002**

- (54) **UTILITY LIGHTER**
- (75) Inventor: **Tjeerd Dijkstra**, Leiderdorp (NL)
- (73) Assignee: **Zippo Manufacturing Company**,
Bradford, PA (US)
- (**) Term: **14 Years**
- (21) Appl. No.: **29/145,699**
- (22) Filed: **Jul. 27, 2001**
- (51) **LOC (7) Cl.** **07-99**
- (52) **U.S. Cl.** **D7/416**
- (58) **Field of Search** D7/416, 417; 431/254;
126/25 B, 409; 417/411; D3/288; D27/154,
131, 139, 141, 148

- 4,810,173 A * 3/1989 Thomson et al. 417/411
- D352,638 S * 11/1994 Hsu D7/416
- D390,750 S * 2/1998 Sung D7/416
- D424,373 S * 5/2000 Aronson, II D7/416

* cited by examiner

Primary Examiner—M. N. Pandozzi
(74) *Attorney, Agent, or Firm*—Hodgson Russ LLP

(57) **CLAIM**

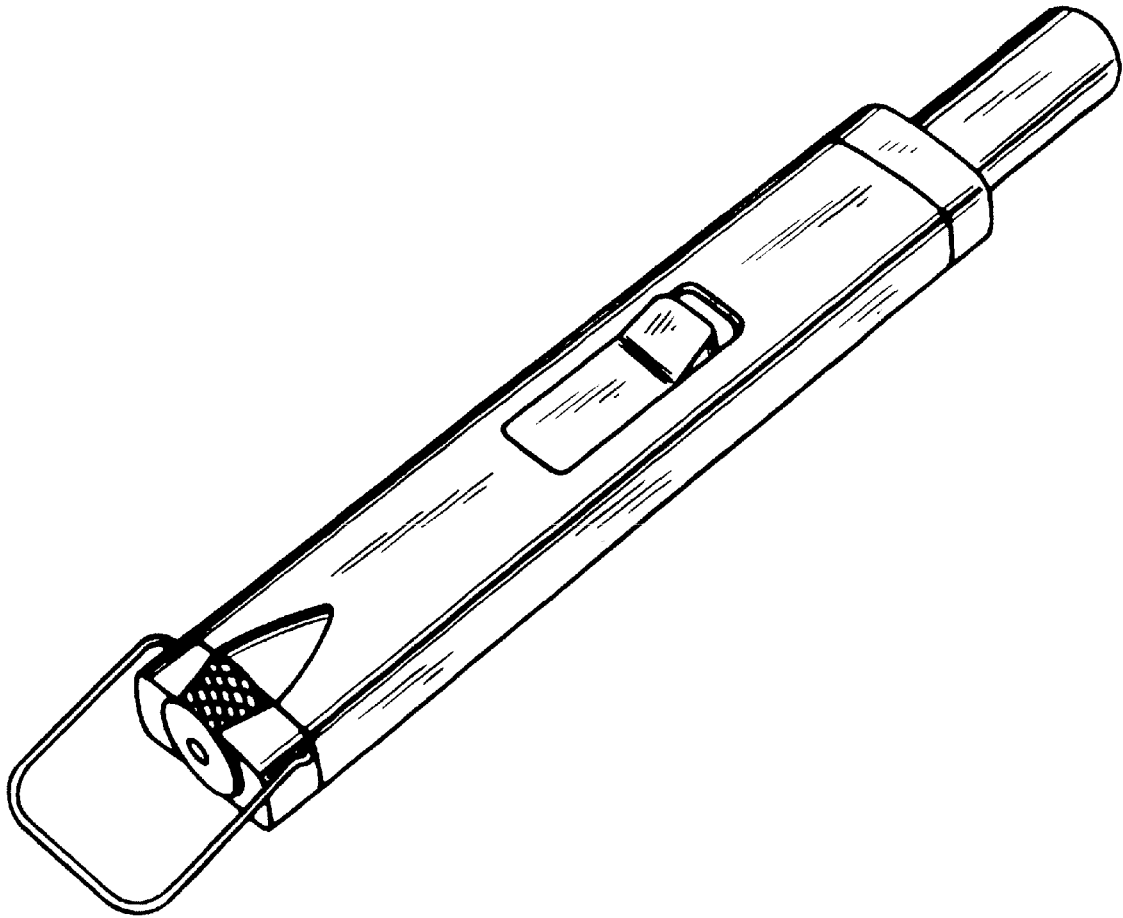
The ornamental design for a utility lighter, as shown.

DESCRIPTION

FIG. 1 is an isometric front view of the utility lighter of the present invention;
FIG. 2 is a top view of the utility lighter of FIG. 1;
FIG. 3 is a side view of the longitudinal side of the utility lighter of FIG. 1;
FIG. 4 is a bottom view of the utility lighter of FIG. 1;
FIG. 5 is a rear end view of the utility lighter of FIG. 1; and,
FIG. 6 is a front end view of the utility lighter of FIG. 1.

- (56) **References Cited**
U.S. PATENT DOCUMENTS
D211,399 S * 6/1968 Martin D3/208
4,502,465 A * 3/1985 Yoshinaga et al. 126/409
D282,566 S * 2/1986 Cragun D7/416

1 Claim, 2 Drawing Sheets



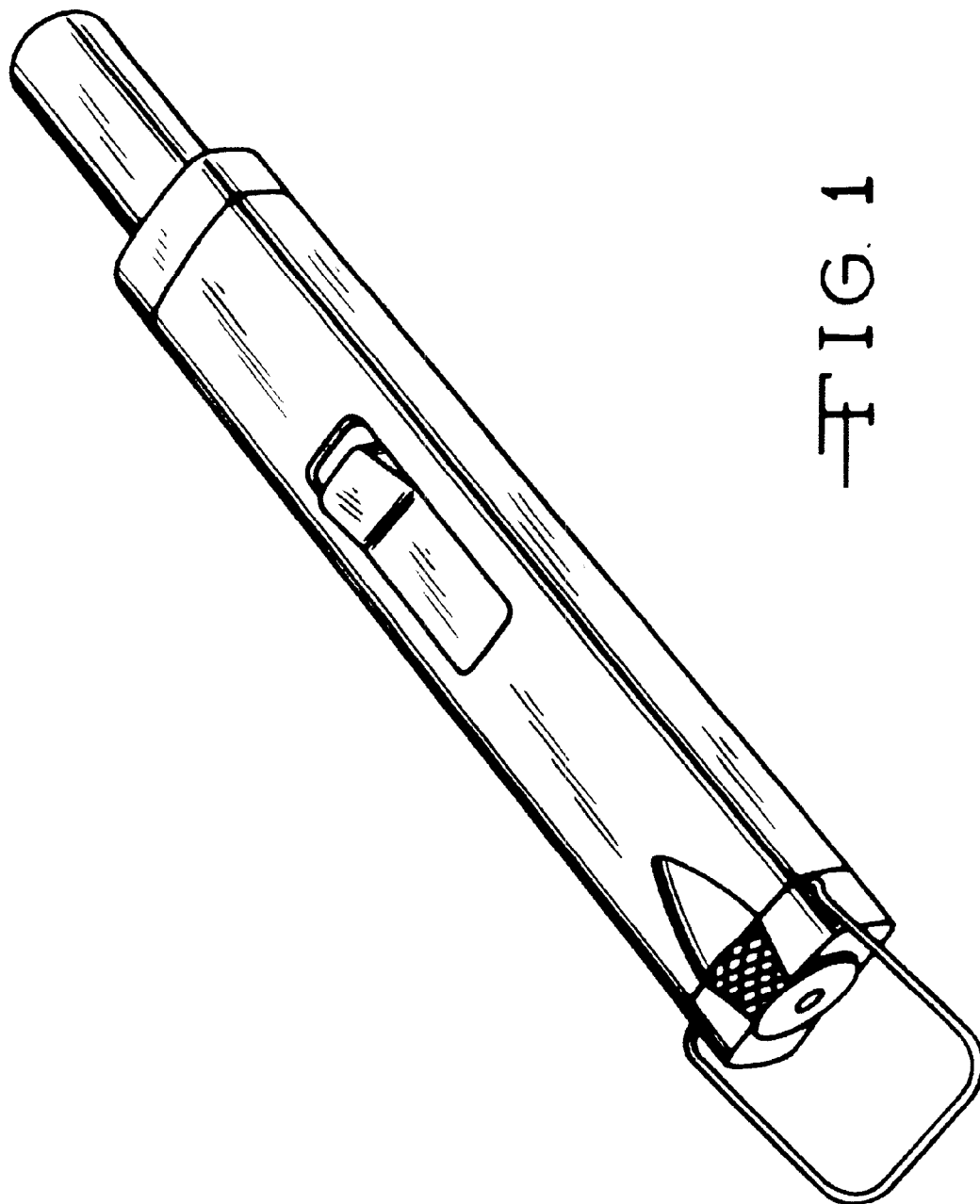


FIG. 1



FIG. 3

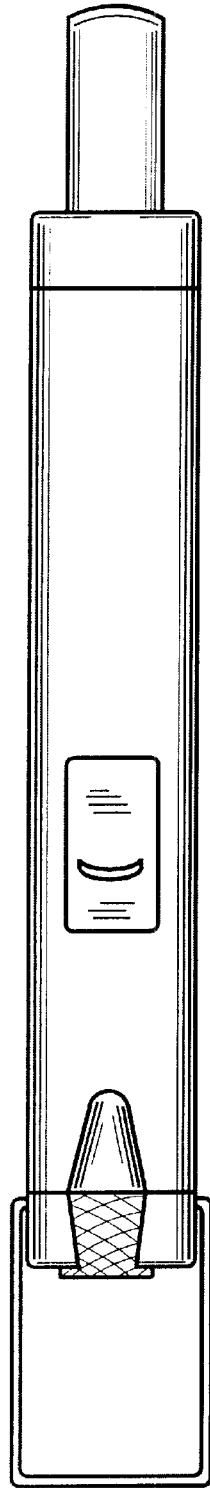


FIG. 4

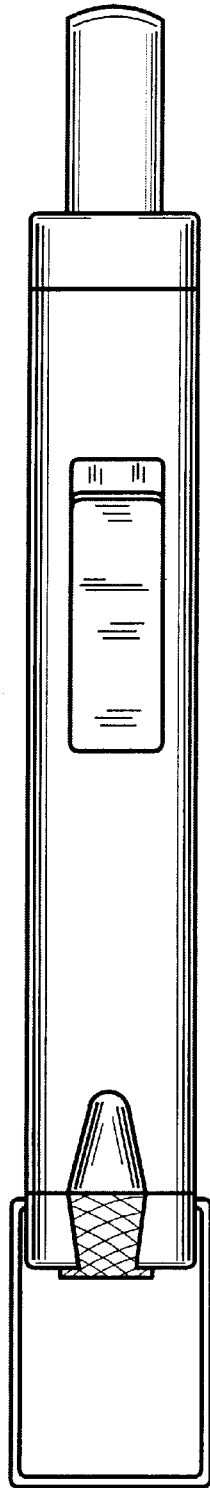


FIG. 2

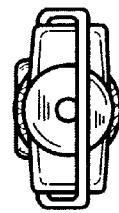


FIG. 5




FIG. 6