



US00D402209S

United States Patent [19] Papiernik

[11] **Patent Number:** **Des. 402,209**

[45] **Date of Patent:** ****Dec. 8, 1998**

[54] **WATCH**

[75] **Inventor:** **Elie Papiernik**, Paris, France

[73] **Assignee:** **Zippo Manufacturing Company**,
Bradford, Pa.

[**] **Term:** **14 Years**

[21] **Appl. No.:** **75,285**

[22] **Filed:** **Aug. 18, 1997**

[51] **LOC (6) Cl.** **10-02**

[52] **U.S. Cl.** **D10/30; D10/39**

[58] **Field of Search** **D10/1-40, 122-132;**
368/280-282, 276-277, 285

[56] **References Cited**

U.S. PATENT DOCUMENTS

D. 316,973 5/1991 Fong D10/32
D. 381,586 7/1997 Scholpp D10/32

OTHER PUBLICATIONS

Accessories—May 1988—p. 225—Watch.
Jeweler's Circular—Keystone—Feb. 1967—p. 114—
Watch.

Primary Examiner—Nelson C. Holtje
Attorney, Agent, or Firm—Hodgson, Russ, Andrews, Woods
& Goodyear LLP

[57] **CLAIM**

The ornamental design for a watch, as shown and described.

DESCRIPTION

FIG. 1 is a top plan view of a watch showing my new design;

FIG. 2 is a right side elevational view thereof;

FIG. 3 is a front elevational view thereof; the rear elevational view being a mirror image thereof;

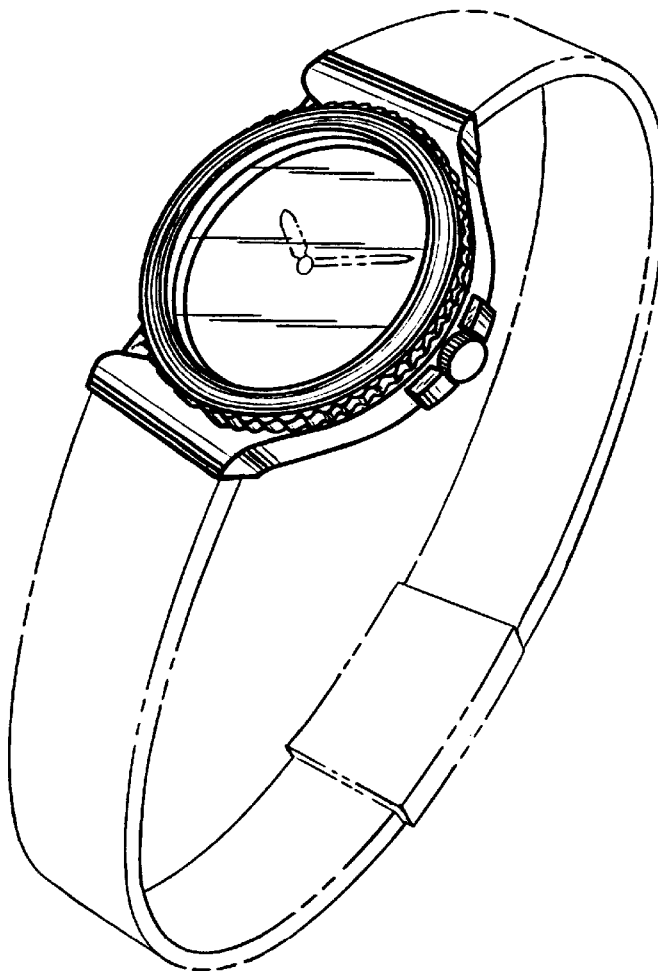
FIG. 4 is a left side elevational view thereof;

FIG. 5 is a top and right-front perspective view thereof with a broken-line environmental showing of a band; and,

FIG. 6 is a bottom plan view thereof.

The broken-line showings of FIGS. 1 and 5 are illustrative of the environment of the watch only and form no part of the claimed design.

1 Claim, 4 Drawing Sheets






FIG. 1



FIG. 2



FIG. 3



FIG. 4

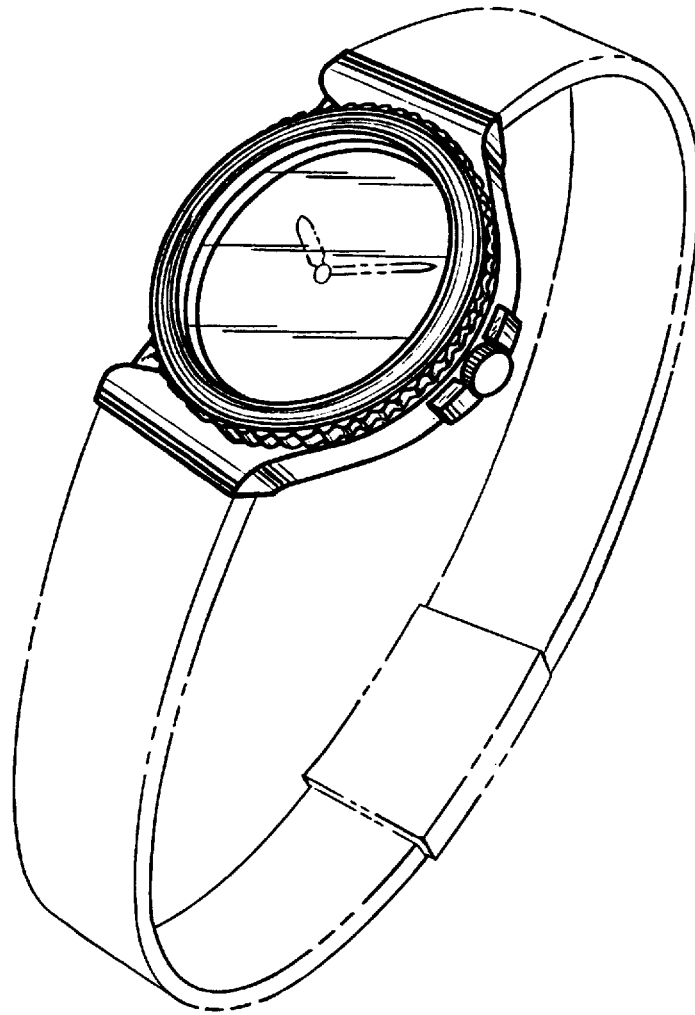
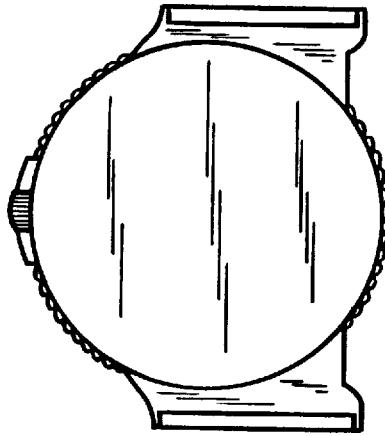


FIG. 5



—FIG. 6