



US00D395243S

United States Patent [19]
Papiernik

[11] **Patent Number:** **Des. 395,243**

[45] **Date of Patent:** ****Jun. 16, 1998**

[54] **WATCH**

D. 355,381 2/1995 Reich D10/39

[75] **Inventor:** **Elie Papiernik**, Paris, France

Primary Examiner—Nelson C. Holtje
Attorney, Agent, or Firm—Christine Johnson; Hodgson,
Russ, Andrews, Woods & Goodyear

[73] **Assignee:** **Zippo Manufacturing Company**,
Bradford, Pa.

[57] **CLAIM**

[**] **Term:** **14 Years**

The ornamental design for a watch, as shown and described.

[21] **Appl. No.:** **67,705**

DESCRIPTION

[22] **Filed:** **Mar. 7, 1997**

FIG. 1 is a plan view of a watch showing my new design;
FIG. 2 is a right side elevational view thereof;
FIG. 3 is a left side elevational view thereof;
FIG. 4 is a front elevational view thereof;
FIG. 5 is a rear elevational view thereof;
FIG. 6 is a bottom view thereof; and,
FIG. 7 is a top perspective view thereof.
The broken-line showings of FIGS. 1 and 7 are for illustrative purposes only and form no part of the claimed design.

[51] **LOC (6) Cl.** **10-02**

[52] **U.S. Cl.** **D10/30; D10/39**

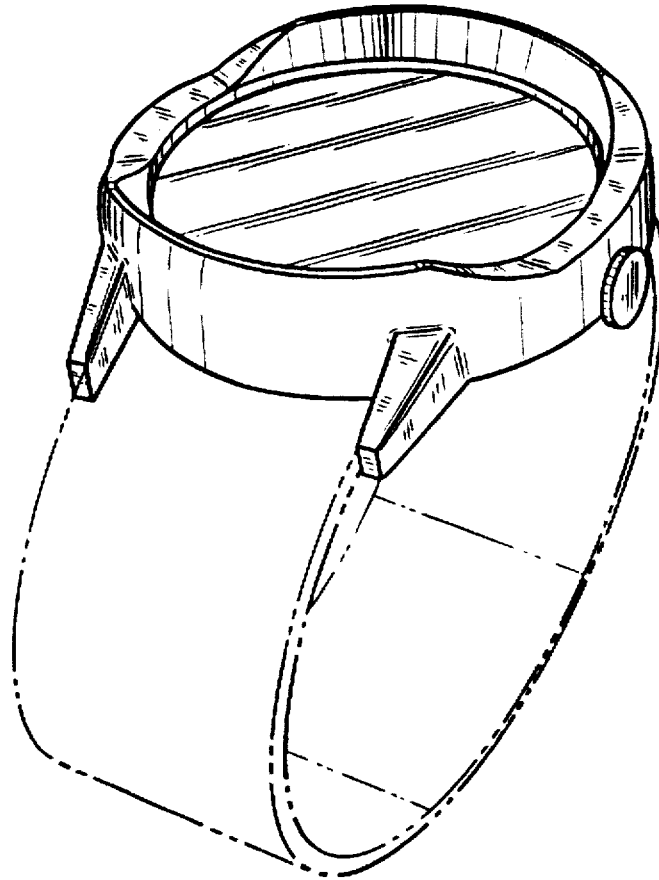
[58] **Field of Search** **D10/1-40, 122-132;**
368/280-282, 276-277, 285

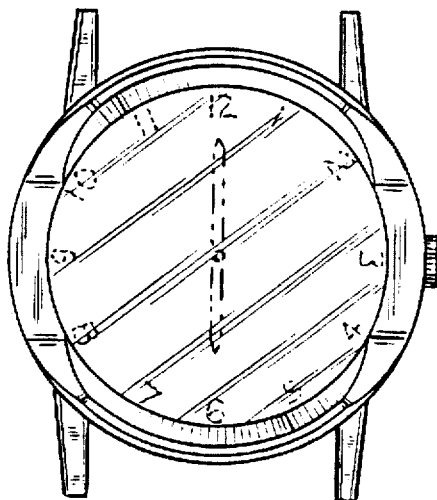
[56] **References Cited**

U.S. PATENT DOCUMENTS

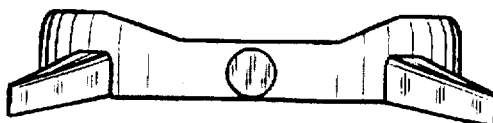
D. 329,020 9/1992 Iwata D10/39 X

1 Claim, 4 Drawing Sheets







—FIG. 1




—FIG. 2



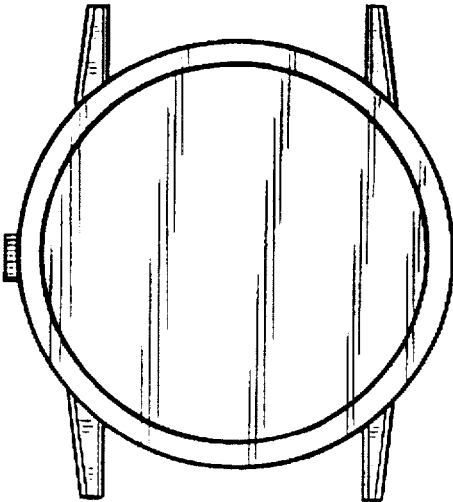
—FIG. 3



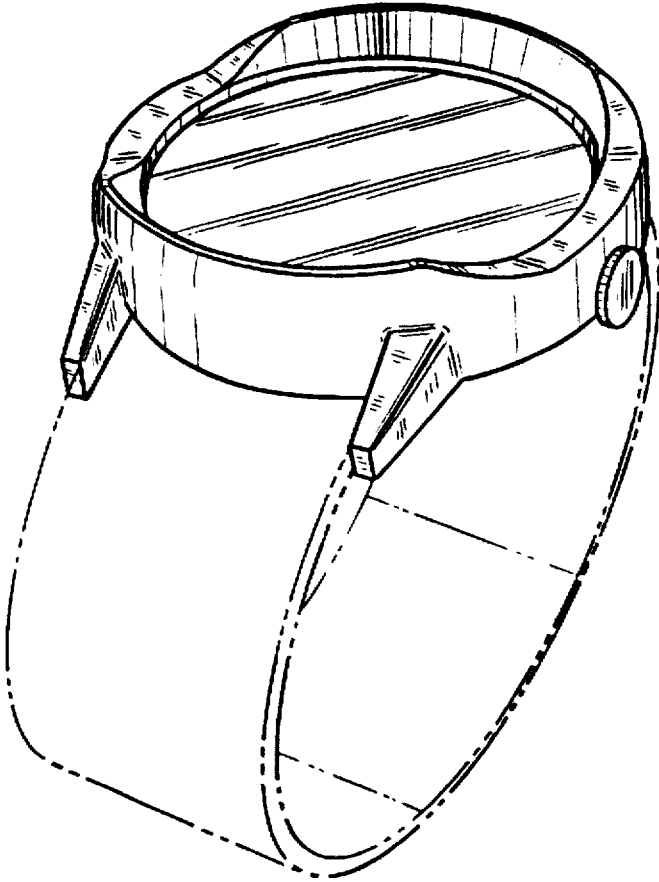
—FIG. 4



—FIG. 5



—FIG. 6



—FIG. 7