



US00D368046S

# United States Patent [19]

[11] Patent Number: **Des. 368,046**

**Fujisawa**

[45] Date of Patent: **\*\*Mar. 19, 1996**

[54] **WATCH BAND**

[57] **CLAIM**

[75] Inventor: **Hideo Fujisawa**, Kashiwa, Japan

The ornamental design for watch band, as shown and described.

[73] Assignee: **Zippo Manufacturing Company**, Bradford, Pa.

**DESCRIPTION**

[\*\*] Term: **14 Years**

FIG. 1 is a top plan view of a watch band showing my new design;

[21] Appl. No.: **23,122**

FIG. 2 is a side elevational view, the opposite side being a mirror image;

[22] Filed: **May 18, 1994**

FIG. 3 is a bottom plan view;

[52] U.S. Cl. .... **D11/3**

FIG. 4 is a partial top plan view of a watch band showing a second embodiment of my new design;

[58] Field of Search ..... D11/1-25, 93-94;  
59/79.3-88; D10/30-32

FIG. 5 is a partial top plan view of a watch band showing a third embodiment of my new design;

[56] **References Cited**

FIG. 6 is a partial top plan view of a watch band showing a second embodiment of my new design;

**U.S. PATENT DOCUMENTS**

FIG. 7 is an end elevational; and,

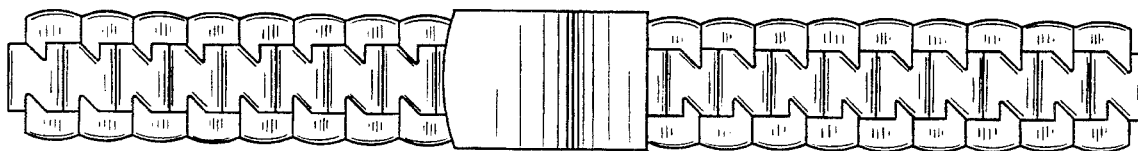
- D. 293,302 12/1987 Schoopfer ..... D11/3
- D. 326,624 6/1992 Cowan ..... D11/19
- D. 327,439 6/1992 Bulgari ..... D11/4
- D. 338,849 8/1993 Cowan ..... D11/19

FIG. 8 is an end elevational.

*Primary Examiner*—Ralf Seifert  
*Attorney, Agent, or Firm*—Hodgson, Russ, Andrews, Woods & Goodyear

The views and portions not shown of the second, third and fourth embodiments are the same as those shown in FIGS. 1-3 and 7-8 the essential difference being the surface texture.

**1 Claim, 3 Drawing Sheets**






FIG. 1

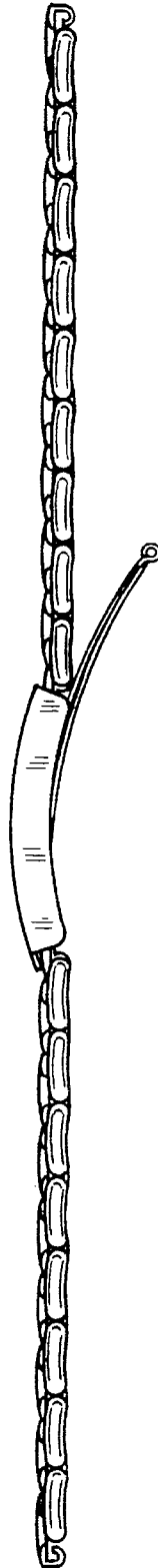


FIG. 2






FIG. 3



—FIG. 4



—FIG. 5



—FIG. 6




FIG. 7




FIG. 8